



Workbook Answer key
Super Minds 5
H4(unit 6 and 7)



1 **WB p70** Look and tick ☒ the correct picture.

Aim: to practise the new vocabulary

Key: 1 b, 2 b, 3 b, 4 b, 5 a, 6 a, 7 b, 8 b

2 **WB p70** Read and write the words from Activity 1.

Aim: to practise using the new vocabulary in context

Key: 2 cup and saucer, 3 carpet, 4 soap, 5 cushion, 6 sunglasses, 7 earrings, 8 comb

3 **WB p70** Read and complete the text with words from the box.

Aim: to give students practice with gap filling

Key: 2 most, 3 world, 4 Asia, 5 sea, 6 river, 7 bridge, 8 because, 9 Capital



1 **WB p71** Look and write
should or shouldn't.

Aim: to practise *should* and *shouldn't*

Key: should, shouldn't

2 **WB p71** Read and match.


Aim: to give students practice with
should / shouldn't

Key: 2 a, 3 e, 4 b, 5 d

3 **WB p71** Write sentences
using *should or shouldn't*.

Aim: to give students practice with
should / shouldn't

Key (possible answers): 2 They
shouldn't go swimming. 3 She
should wear a coat. 4 He should
go to bed earlier. 5 She should wear
her helmet. 6 They should help
the woman.


- 1**  **WB p72** Look, read and answer. Which option is more expensive? Tick a, b or c.

Aim: to practise logical thinking

Key: b

- 2** **WB p72** A brother and sister are looking for a present for their father. Write a dialogue.

Aim: to practise writing a dialogue

- 3**  **021** **WB p72** Listen and say the words.

Aim: to show how the sounds /tʃ/ and /ʃ/ can be spelt in different ways

For script see WB p72.

- 4** **WB p72** Read. Write the underlined words in the table.

Aim: to identify words with different spellings of the sounds /tʃ/ and /ʃ/

- 5**  **022** **WB p72** Listen, check and say the words.

Aim: to practise words with the sounds /tʃ/ and /ʃ/

For script see WB p72XX.

Key: sh sounds: station, machine, sugar, sure, special; ch sounds: teacher, cheaper, church, which, statues, such



1 **WB p73** Complete the sentences.

Aim: to practise making requests and asking permission

Key: 1 mind, 2 course, 3 all right, 4 Could

2 **WB p73** Put the dialogue in the correct order.

Aim: to give further practice with the new language

Key: 7, 9, 3, 5, (1), 6, 8, 2, 4

3 **WB p73** Make questions.

Aim: to give further writing practice with the new language

Key: 2 Could I have a look at that book over there, please? 3 Could you explain the Maths homework to me, please? 4 Could you tell me the time, please?

4 **WB p73** Write questions. Use the words from the box.

Aim: to stimulate students' creativity

Key (possible answers): 2 Could I try them on, please? 3 Could I sit here, please? / Do you mind if I sit here? 4 Could you close the window, please?



1 **WB p74** Write the names of the places under the photos.

Aim: to review vocabulary from the story

Key: 1 the Blue mosque, 2 the Bosphorus bridge, 3 the Spice Market

2 **WB p74** Remember the story. Read the summary. Write the sentence numbers in the boxes.

Aim: to check comprehension

Key: (3), 2, 4, 1

3 **WB p74** Who is speaking? Write the names.

Aim: to review events in the story

Key: 2 Alex or Patrick, 3 Phoebe, 4 Alex, 5 Alex and Patrick, 6 Ali, 7 Phoebe, 8 Ali



5

WB p75

Read the postcards. Which of the places in Activity 4 are Allan and Amy visiting?

Aim: to give students practice with reading for specific information

Key: 1 The Iguazu Falls, 2 The Taj Mahal



1



023

WB p76

What did each person in Mrs Salt's family buy in the souvenir shop? Listen and write the letter. There is one example. **Exam skills**

Aim: to practise listening for specific information

For script see TB pXXX.

Key: Daisy b, Anna a, John c, Katy g

2

WB p76

Choose two more souvenirs from Activity 1 and write a sentence about each one.

Aim: to practise describing objects



- 1** **WB p77** Read the conversation and choose the best answer. Write a letter (A–H) for each answer. You do not need to use all of the letters. **Exam skills**

Aim: to practise reading for detail

Key: (G), H, A, E, C

- 2** **WB p77** Where are the foods from? Read and write the foods in the correct place.

Aim: to practise reading for specific information

Key: From Europe: wheat, oranges, lemons

From South America: tomatoes, pineapples, potatoes, corn, chillies, chocolate

From Asia or Africa: bananas, coffee, sugar, rice



1 **WB p78** Read and match.

Aim: to practise reading skills

Key: 1 surface, 2 mosaic, 3 pieces of glass and stone

2 **WB p78** Look and read.
Write *t* (true), *f* (false) or *ds* (doesn't say).

Aim: to practise reading for specific information

Key: 2 f, 3 t, 4 f, 5 t, 6 ds



3 **WB p79** Look, read and number the pictures.

Aim: to practise reading for detail

Key: a 5, b 4, c 1, d 3, e 6, f 2

4 **WB p79** Look. What do you think the mosaic will show?

Aim: to encourage predicting skills

5 **WB p79** Colour and check. Was your prediction right?

Aim: to encourage creativity

6 **Project** **WB p79** Follow the instructions in Activity 3 to make your own paper mosaic.

Aim: to encourage creativity and practise reading



1 **WB p80** Correct the sentences by writing the missing word from the box in the right place.

Aim: to review sentence structure

Key: 2 Do you mind if I use your sunglasses? 3 You shouldn't worry that you forgot your cap. Use one of mine. 4 Make sure that you bring a coat. It's cold at the moment.

5 Could you come over and help me for a moment, please? 6 You should try to remember these words. They are very useful.

2 **WB p80** Join the pieces to make words and use them to complete the sentences.

Aim: to practise spelling and comprehension

Key: 2 saucer, 3 carpet, 4 mosaic, 5 basket

3 **WB p80** Complete the sentences with your own ideas.

Aim: to personalise language from the unit



1 **WB p82** Read and complete the text.

Aim: to practise writing theatre vocabulary

Key: 2 wig, 3 costumes, 4 tights, 5 mask, 6 audience

2 **WB p82** Use a verb from box A and a noun from box B to complete the sentences.

Aim: to practise using verb phrases

Key: 2 wear, mask, 3 be, actor, 4 Audiences, stand up, 5 plays, lute, 6 gets, tights

3 **WB p82** Write the words in the correct column.

Aim: to practise categorising vocabulary

Key:

Things to wear: costume, tights, necklace, wig, mask

People: sheriff, robber, waiter, cowboy, vet, train driver

Buildings: jail, tourist office, museum, underground station, bridge, theatre



1 **WB p83** Match the sentence halves.

Aim: to practise key language

Key: 2 Great idea. I'll build a stage right there by the tree. 3 And then I'll get the monkeys to sing a funny song. 4 We'll ask the snake to join in, too, and bring his friends along.

2 **WB p83** Look and write the sentences.


Aim: to give students practice with 'I'll'

Key (possible answers): 2 I'll make you some dinner. 3 I'll help you. 4 I'll take you in the car. 5 I'll buy it. 6 I'll help you fix/mend it.

3 **WB p83** Your parents ask you to help in the house. Write three things you'll do.

Aim: to personalise the language



- 1**  **024** **WB p84** Listen to the song again and complete the sentences.

Aim: to practise vocabulary from the song


Key: 2 secret, 3 song, 4 rocket

For song lyrics see SB p84.

- 2** **WB p84** Write the rhyming pairs. Find one more rhyme for each pair.

Aim: to give students practice with rhyming words

Key (with possible answers): 2 hat / cat, rat, 3 things / rings, sings, 4 all / small, fall, 5 buy / fly, cry, 6 take / make, cake

- 3**  **025** **WB p84** Listen and say the words.

Aim: to practise words with silent final e

For script see WB p84.

- 4** **WB p84** Complete the words with the endings from the box. Match the sentences with pictures a–f. The endings can be used more than once.

Aim: to spell and say words which end with a silent e

Key: 1 house 2 audience / theatre c, 3 candle / table f, 4 necklace / purple a, 5 blonde / middle b, 6 people / village e



- 1** **WB p85** Complete the sentences with the present perfect of the correct verb.

Aim: to practise key language

Key: 1 heard, 2 fallen, 3 dropped, 4 shouted

- 2** **WB p85** Read and match.

Aim: to practise comprehension of the present perfect

Key: 2 a, 3 f, 4 b, 5 c, 6 d

- 3** **WB p85** Read and complete the sentences.

Aim: to practise writing the new language


Key: 2 've, heard, 3 's, read, 4 has, got up, 5 's, cut, 6 has, said, 7 've, dropped, 8 's, left

- 4** **WB p85** Look and write sentences.

Aim: to practise writing the present perfect


Key: 2 They've just caught/got a fish.
3 She's just received/got a present.



1  **WB p86** Remember the story. Write the letters (A–E) to complete the summary.


Aim: to review the story

Key: 1 E, 2 B, 3 D, 4 C, 5 A

2  **WB p86** Read and choose the best answer.

Aim: to check comprehension of the story



Key: 2 c, 3 b, 4 c, 5 a

3  **WB p86** How do these items appear in the story? Write sentences.

Aim: to review events in the story

Key (possible answers): 2 The audience throws eggs and vegetables onto the stage. 3 The actors are wearing tights. 4 Shakespeare gives the friends free tickets for the play.



- 4**   **WB p87** How many words of four letters or more can you make from the letters in the name SHAKESPEARE?


Aim: to practise forming words

Key (possible answers): shake, pear, speak, hear, peas

- 5** **WB p87** Read the dialogue and use it to complete the ticket.

Aim: to practise reading for specific information

Key: 2 King Lear, 3 8th June, 4 8 p.m., 5 B24, 6 12

- 6**  **WB p87** Complete the ticket with your own ideas. Then write a short dialogue.

Aim: to practise writing and encourage creativity

- 7** **WB p87** Have you ever been to the theatre? If so, what did you see? If not, what would you like to see?

Aim: to personalise the topic

1 **WB p88** Read the text.
Choose the correct words
and write them on the
lines. **Exam skills**

Aim: to practise reading skills



Key: 2 on, 3 had, 4 a, 5 to, 6 because,
7 than, 8 no-one, 9 Today, 10 so

1 **027** **WB p89** Who said
or thought it? Listen and
tick ☒.

Aim: to practise reading for specific
information


For script see TB pXXX.

Key: 1 Marlowe, 2 One of the men,
3 Marlowe's wife, 4 Marlowe, 5 One
of the men, 6 Marlowe's wife

2   **WB p89** What
message can we learn from
the story in the Student's
Book? Underline the best
summary.

Aim: to focus on the value of being
honest

Key: a

3  **WB p89** Look at the
pictures to help you write
the ending of the story.

Aim: to practise writing a story



1 **WB p90** Read and complete the sentences.

Aim: to practise words to describe Shakespeare's theatre

Key: 2 props, 3 make up, 4 special effects, 5 history plays, 6 tragedies, 7 comedies

2 **WB p90** History, comedy or tragedy? Read about **six** of Shakespeare's plays and complete the chart.

Aim: to practise reading for gist and categorising

Key: History: *Henry V*; Tragedy: *Macbeth*, *Hamlet*; Comedy: *The Tempest*, *Twelfth Night*

3 **WB p91** Read about the six Shakespeare plays again and write a name.

Aim: to review vocabulary and practise predicting skills

Key: 1 Sebastian, 2 Macbeth, 3 Richard of Gloucester, 4 Henry V, 5 Hamlet, 6 Prospero



- 1** **WB p92** Make three sentences with the phrases in the diamond. Use three phrases in each sentence.

Aim: to review language from the unit

Key: (Our class) has just won a match against class 5C. We'll ask Mum if we can have a party on Saturday. I will help you with your homework.

- 2** **WB p92** Find the words and use them to complete the sentences.

Aim: to review theatre vocabulary

Key: 2 comedy, 3 audience, 4 characters, 5 candles, 6 effects

- 3** **WB p92** Complete the sentences with your own ideas.

Aim: to personalise the language